



Inspire Education Trust

Together we achieve, individually we grow

Curriculum Information Evening Year 5



Clifford Bridge
Academy



Hearsall
Community Academy



Stockingford
Academy



Walsgrave
Church of England Academy



Whittle
Academy

Aims



- To provide more information for parents and carers about the Year 5 Curriculum
- To highlight key events across the year
- Share information on how you can help/support your child with their learning

Don't worry... there will be the opportunity talk to you one-to-one as well!

We are part of Inspire Education Trust



- Walsgrave Church of England Academy
- Clifford Bridge Academy
- Whittle Academy
- Hearsall Community Academy
- Stockingford Academy
- Blue Coat Church of England Academy



- 6 schools – 5 Primary 1 Secondary
- Mixed MAT – 2 Church of England schools
- Pupils – 3,800
- Staff – 500
- 2 Local Authorities

**Working together for
the benefit of all of
our pupils and staff**

Staff in Year 5



Class Teachers: Miss Pearson

Ms Doyle

Miss Sperling

Support Staff: Mrs Butler

Year Leader for Year : Miss Pearson



Curriculum Subjects



- English
- Mathematics
- Science
- Thematic Curriculum
- Religious Education
- PSHE
- MFL
- Digital Technologies
- PE

English in Year 5



English throughout Year 5 covers the following:

- Reading
- Writing
- Grammar
- Punctuation
- Spelling
- Handwriting





Writing in Year 5

At the end of Y5, children working at the expected standard should be able to:

Grammar and Punctuation
Write sentences including relative clauses beginning with relative pronouns e.g. <i>who, which, where, when, whose, that</i>
Indicate degrees of possibility using adverbs e.g. <i>perhaps, surely</i>
Use devices to build cohesion within a paragraph e.g. <i>then, after that, this, firstly</i>
Identify and use modal verbs to express future time and possibility e.g. <i>might, should, will, must; I might go to the park. They should be home soon.</i>
Begin to use the perfect form of verbs to mark relationships of time and cause (present perfect and past perfect)
Use brackets, dashes and commas to indicate parenthesis
Use commas to mark clauses and phrases to clarify meanings or avoid ambiguity
Use the range of punctuation taught at in lower Key Stage 2 mostly correctly
Composition
Plan writing by identifying the audience for and purpose of the writing
Begin to select appropriate grammar and vocabulary, considering how such choices can affect meaning
In narrative writing, describe settings and characters
In non-narrative writing, use further organisational and presentational devices to structure text and to guide the reader e.g. headings, bullet points, underlining
Link ideas across paragraphs using adverbials of time, place and number or tense choices
Edit vocabulary and grammar to improve consistency and effect
Proof-read for spelling and punctuation errors
Use an increasingly rich vocabulary, including ambitious vocabulary for their age
Transcription: Spelling
Spell some of the Y5/Y6 words correctly and use these appropriately in writing
Use some Y5 spelling rules and patterns from Spelling Strand Tracker within their writing
Transcription: Handwriting
Write legibly and fluently, with increasing speed (joined handwriting)

For children who have met all of the above criterion, they may then considered for working at a greater depth.

Greater Depth: Year 5
Write effectively and coherently for different purposes, drawing on their reading to inform the vocabulary and grammar of their writing *
Integrate dialogue to convey character and advance the action in narrative writing
Use a range of descriptive language to show atmosphere in narrative writing
Use a range of devices to build cohesion within and across paragraphs
Begin to write in a formal style when appropriate



Grammar and Punctuation

Writing (including Grammar and Punctuation) objectives for Y5

At the end of Year 5, children working at the expected standard should be able to:

Grammar and Punctuation
Use expanded noun phrases to convey complicated information concisely
Write sentences including relative clauses beginning with relative pronouns e.g. <i>who, which, where, when, whose, that</i>
Indicate degrees of possibility using adverbs e.g. <i>perhaps, surely</i>
Identify and use modal verbs to express future time and possibility e.g. <i>might, should, will, must; I might go to the park. They should be home soon.</i>
Use brackets, dashes and commas to indicate parenthesis
Use commas to mark clauses and phrases to clarify meanings or avoid ambiguity
Know and use the following words accurately when talking about sentences: <ul style="list-style-type: none">• Modal verb• Relative clause, relative pronoun• Parenthesis• Bracket, dash• Cohesion• Ambiguity
Begin to use the perfect form of verbs to mark relationships of time and cause



Spelling

Transcription: Spelling
Spell some of the Y5/Y6 words correctly and use these appropriately in writing
Use a thesaurus
Use Y5 spelling rules and patterns within their writing [RWInc Spelling 5]
Use dictionaries to check the spelling and meaning of words
Transcription: Handwriting
Write legibly and fluently, with increasing speed (joined handwriting)

There is also a list of the statutory spellings at the back of their diaries for them to learn.

Year 5 and 6 Statutory Spellings

accommodate	category	determined	forty	marvellous	programme	soldier
accompany	cemetery	develop	frequently	mischievous	pronunciation	stomach
according	committee	dictionary	government	muscle	queue	sufficient
achieve	communicate	disastrous	guarantee	necessary	recognise	suggest
aggressive	community	embarrass	harass	neighbour	recommend	symbol
amateur	competition	environment	hindrance	nuisance	relevant	system
ancient	conscience	equipment	identity	occupy	restaurant	temperature
apparent	conscious	equipped	immediate	occur	rhyme	thorough
appreciate	controversy	especially	immediately	opportunity	rhythm	twelfth
attached	convenience	exaggerate	individual	parliament	sacrifice	variety
available	correspond	excellent	interfere	persuade	secretary	vegetable
average	criticise	existence	interrupt	physical	shoulder	vehicle
awkward	curiosity	explanation	language	prejudice	signature	yacht
bargain	definite	familiar	leisure	privilege	sincere	
bruise	desperate	foreign	lightning	profession	sincerely	

Reading

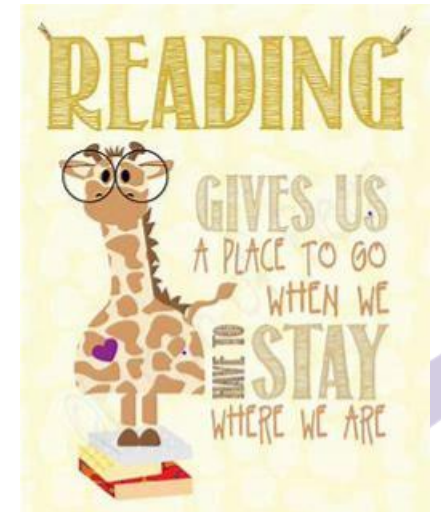
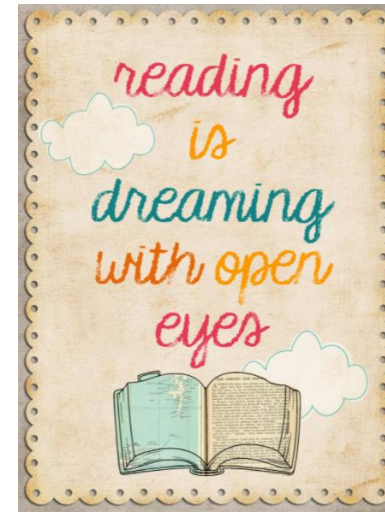


Word Reading
Read age-appropriate books with confidence and fluency (including whole novels) *
Read with intonation that shows understanding *
Apply their knowledge of root words, prefixes and suffixes both to read aloud and to understand the meaning of new words that they meet.
Comprehension
Make comparisons within and across books *
Work out the meaning of words from the context *
Explain and discuss their understanding of what they have read *
Draw inferences (such as characters' feelings, thoughts and motives) and justify these with evidence *
Predict what might happen from details stated and implied *
Summarise main ideas, identifying key details and using quotations for illustration *
Evaluate how authors use language, including figurative language, considering the impact on the reader *
Retrieve, record and present information from non-fiction *
Read and discuss a wide range of fiction, poetry, plays, non-fiction and other reference material
Read books that are structured in different ways and read for a range of purposes
Talk with confidence about a range of books, including myths, legends and traditional stories, modern fiction, fiction from our literary heritage and books from other cultures and traditions
Recommend books to their peers, giving reasons for their choices
Identify and discuss themes and conventions in and across a wide range of writing
Know a range of poetry by heart
Prepare poems and plays to read aloud and to perform, showing understanding through intonation, tone and volume so the meaning is clear to an audience
Ask relevant questions to improve their understanding
Identify how language, structure and presentation contribute to meaning
Distinguish between statements of fact and opinion
Participate in discussions about books that are read to them and those they can read for themselves, building on their own and others' ideas and challenging views courteously
Provide reasoned justifications for their views

During the school day, the children will have a mixture of guided or whole class reading sessions that focus on developing their reading skills.

In addition to this, they will be heard read by an adult fortnightly or more frequently if needed.

The expectation is that your child will read at home and record it in their diaries **at least** three times a week, ideally daily.



Maths



This year, the children will revisit the different areas of maths and also complete a weekly arithmetic session.

The Maths No Problem overview is an example of which topics are covered.

PRIMARY MATHS SERIES – YEAR 5 AT A GLANCE


	AUTUMN TERM	SPRING TERM	SUMMER TERM
Week 1	Number and Place Value: Numbers to 1 000 000 LESSON BREAKDOWN	Fractions, Decimals and Percentages: Fractions LESSON BREAKDOWN	Geometry – Position and Direction: Position and Movement LESSON BREAKDOWN
Week 2			Measurement: Measurements LESSON BREAKDOWN
Week 3			
Week 4	Calculations: Addition and Subtraction LESSON BREAKDOWN	Mid-year (A) Tests and Remediation	Measurement: Area and Perimeter LESSON BREAKDOWN
Week 5			
Week 6	Calculations: Multiplication and Division LESSON BREAKDOWN	Fractions, Decimals and Percentages: Decimals LESSON BREAKDOWN	Measurement: Volume LESSON BREAKDOWN
Week 7			
Week 8		Fractions, Decimals and Percentages: Percentage LESSON BREAKDOWN	
Week 9			
Week 10	Calculations: Word Problems LESSON BREAKDOWN	Geometry – Properties of Shapes: Geometry LESSON BREAKDOWN	Number and Place Value: Roman Numerals LESSON BREAKDOWN
Week 11	Statistics: Graphs LESSON BREAKDOWN		Review and Revision
Week 12			End-of-year (B) Tests and Remediation



Science

- To inspire a sense of excitement and curiosity about the world around us
- To develop scientific skills including questioning, investigating, observing and drawing conclusions
- To develop scientific knowledge and understanding
- To use scientific concepts to explain everyday occurrences
- To explore and appreciate the work of a range of great British and World scientists

Year 5	Property Puzzles	Forces in Action	A: Destination: Outer Space	Circle of Life	The Chemistry Kitchen	Don't stop me now!
			B: Danger: Low Voltage			



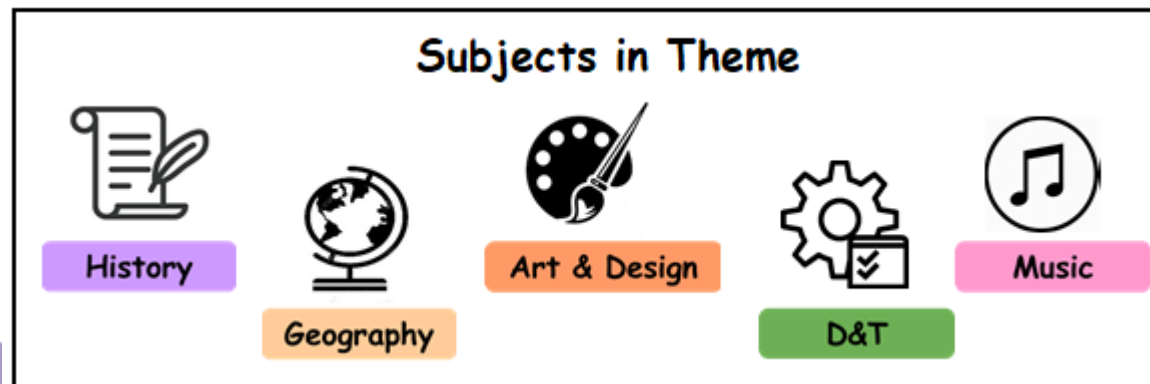


Theme

The subjects covered within The Thematic Curriculum are History, Geography, Music, Art and Design Technology.

There are also key opportunities to apply skills from English, Maths, Science and ICT. We also plan opportunities to develop Enterprise and Thinking skills.


Upper Key Stage 2	Disaster! (S) Natural and man-made disasters	Greek Legacy (A) A study of modern and ancient Greece	Wild Waters (H & L) Rivers and Coasts
------------------------------------	--	---	---



PE in Year 5



- Children to **come to school in their school uniform** and change into their PE Kit.
- PE Kit requirements: blue/pale blue t-shirt, black shorts or jogging bottoms. Trainers/pumps.
- PE Days: 5MP- Monday and Wednesday
5AD- Monday and Tuesday
5AS- Monday and Tuesday
- Please remember that earrings must be taken out and as in school, long hair must be tied back.



PE in Year 5



It is important to remember that PE is part of the National Curriculum and is compulsory.

Some of the sports we will cover this year are:

Swimming

Athletics

Dance


Gymnastics

Football

Handball

Cricket

Hockey



Other Subjects



Other subjects we will teach this year include:

- RE: Develop enquiry skills based upon Christianity and Islam.
- PSHE: Personal, social and emotional health education
Archbishop of York Young Leaders Award
- MFL: French

Key Events/Dates for the Diary



- Parents evening: 9th November
- Family assembly: WB: 20th March





Inspire Education Trust

Together we achieve, individually we grow

General Reminders

Uniform



- Full school uniform must be worn everyday.
- Earrings – one small stud only in each ear
- Hair – long hair must be tied up. No extreme hair styles are allowed. Accessories should be simple and in the school colours.
- No make up, nail polish or acrylic nails.

Please ensure all items of your child's uniform and PE kit are named clearly.

Attendance



Attendance is extremely important – every lesson counts

- If your child is sick, please phone school on the first day
- Please limit appointments in the school day
- Holiday requests during term time – *only approved in exceptional circumstances!*
- Medicines in school
 - Asthma inhalers – labelled please!
 - Prescription medicines to the office.



Reading at home

Reading is very important in Year 5.

- Reading at least 3 times a week (at home) with a signed diary, will result in rewards.

Year 5 Rewards



We love to celebrate big and small successes.

Year 5 rewards include:

- Merit certificate
- Raffle tickets (which means prizes!)
- Stickers
- Celebration days



Contacting School



If you have any worries or concerns, please contact class teachers or pastoral staff through the school office or at the start and end of the school day.

Year 5 Team

Miss Pearson
Ms Doyle
Miss Sperling
Mrs Butler

Pastoral Team

Mrs Wilmett - Family Support Worker
Mrs Sparrow - SENCO
Mrs Lloyd – Attendance Officer

Any questions?





Inspire Education Trust

Together we achieve, individually we grow

Thank you for attending